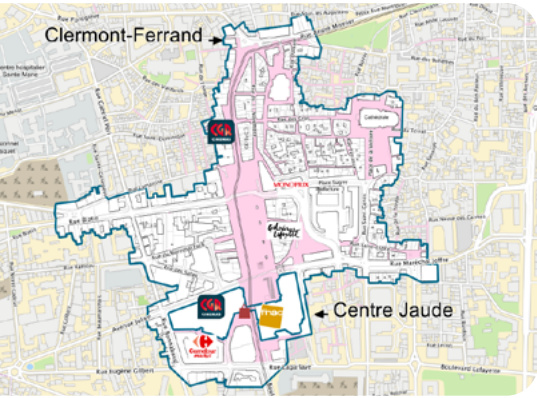


CLERMONT-FERRAND CITY CENTRE



Clermont-Ferrand City centre Cluster

Shopping streets
+
Centre Jaude
=
974 Locations

Codata Method



Field data collections



Distance covered by the data-collector : **23.4 km**



Annual update



Vacancy rate

2021 **7.2 %** 2022 **4.9 %**



% Retailers

2021 **37.9 %** 2022 **37.6 %**



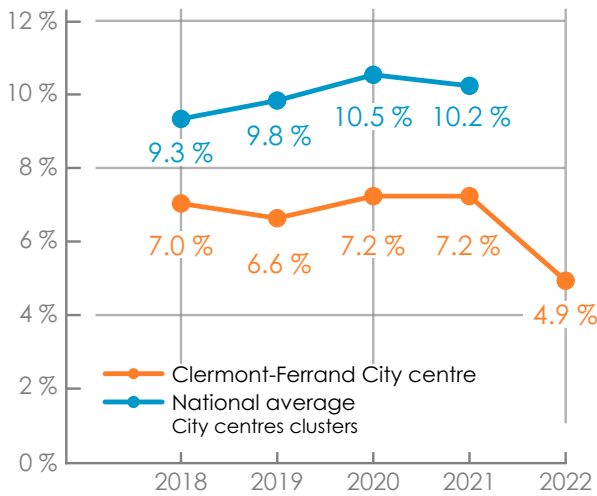
Socio-demographic statistics (*)

146 734 inhabitants Insee 2018

Unemployment rate : **17.9 %** Insee 2018

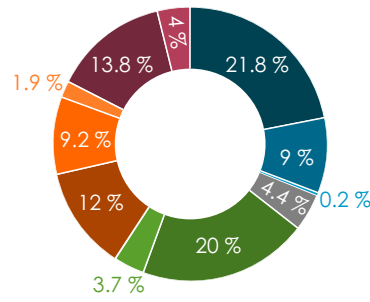
(*) Clermont-Ferrand district

Vacancy rate - History

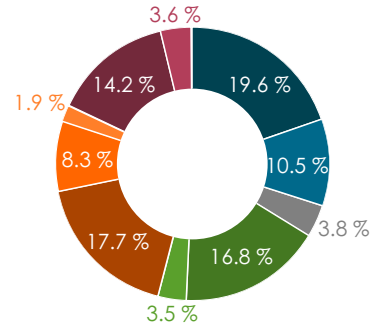


Distribution of activities

Clermont-Ferrand City centre (2022)



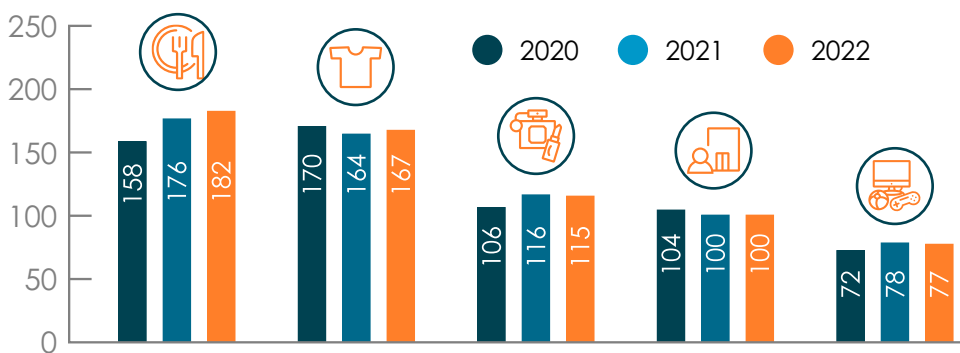
National average City centres Clusters (2021)



- Café - Hotel - Restaurant
- Food
- Large store
- House equipment
- Clothing
- Footwear - Leather goods
- Services
- Leisure
- Miscellaneous
- Perfumes - Beauty - Body care
- Gifts - Jewellery

Evolution (*) of the most represented activities

(*) Evolution of the number of occupied Shops



Café - Hotel - Restaurant



Clothing



Perfumes - Beauty - Body care



Services



Leisure