



Last study
28/9/2021

Previous study
21/9/2020

Nantes City centre Cluster

- Shopping Streets
- +
- Carré Feydeau
- +
- Passage Châtelaine
- +
- Passage Pommeraye
- =
- 1 299** Locations

Codata Method



Field data collections



Distance covered by the data-collector : **33 km**



Annual update



Vacancy rate

2020
6.2 %



2021
5.4 %



% Retailers

2020
37.3 %



2021
36.9 %



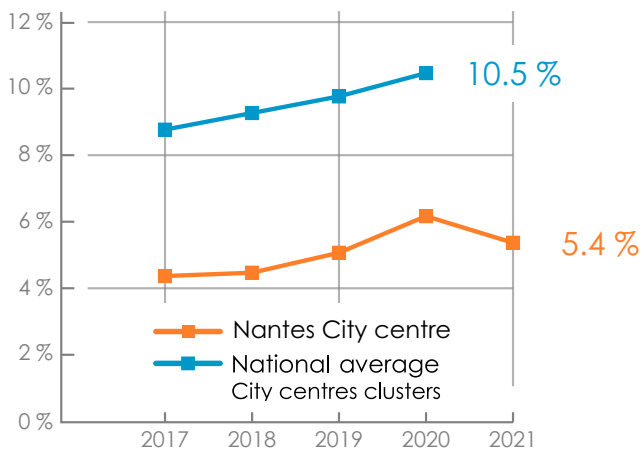
Socio-Demographic Statistics (*)

314,138 inhabitants Insee 2018

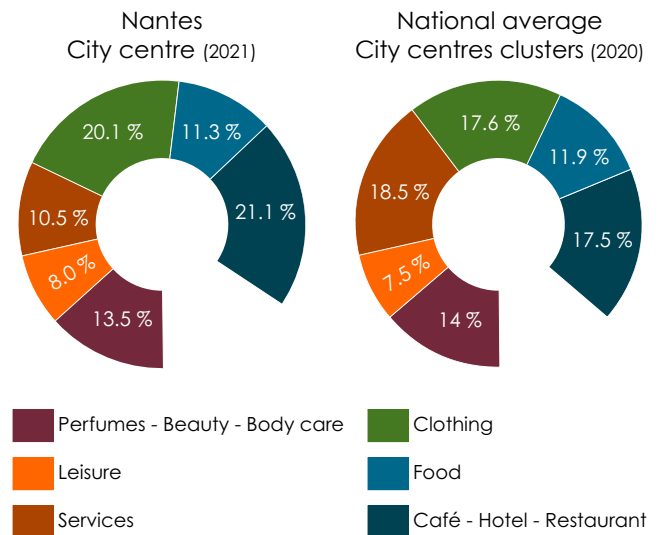
Unemployment rate : **15.6 %** Insee 2018

(*) Nantes Municipality

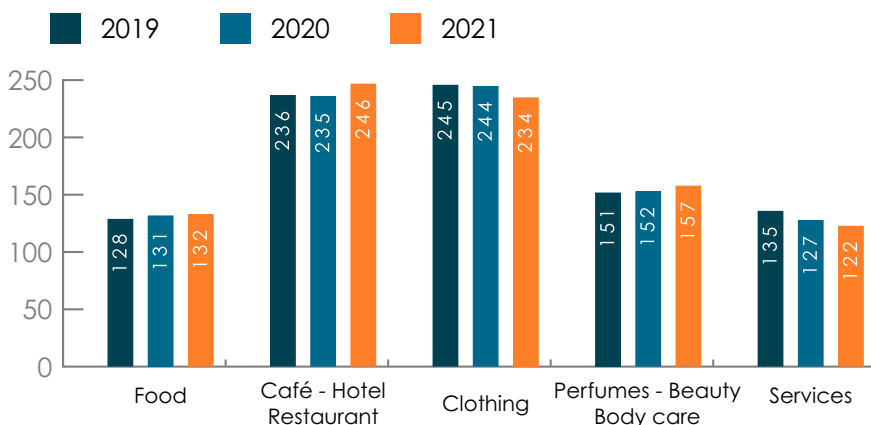
History of the vacancy rate



Distribution of activities



Activities : evolution of the top 5



Retailers openings (2021)

Anton & Willem, Delihemp, Kraft, La Manufacture, Le Paradis du Fruit, Le Petit Lunetier, Les BerThOM, Ma Kibell, Mademoiselle Bio, Maison Bécam, Morgan, Muy Mucho, Normal, Oh My Cream !, Picture, Pitaya, Univairmer, Valège, Wall Street English, WeFix