



Last study
9/3/2021

Previous study
23/6/2020

Perpignan City Centre Cluster



Shopping Street



744 Locations
including
580 Shops

Codata Method



Field data collections



Distance covered by the data-collector : **18 km**



Annual update



Vacancy Rate

2020
16.1 %



2021
14.7 %



% Retailers

2020
27.3 %



2021
26 %



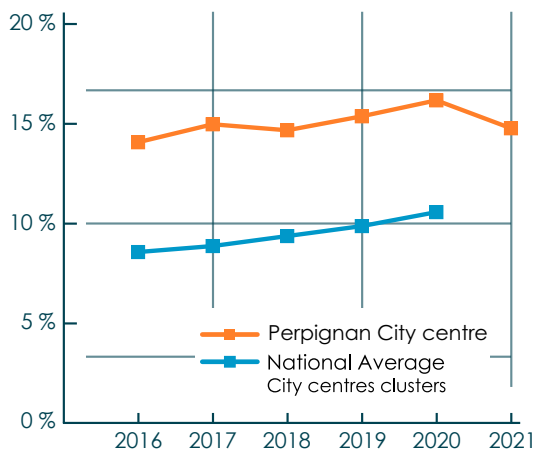
Socio-Demographic
Statistics (*)

120 158 inhabitants Insee 2017

Unemployment rate : **25.5 %** Insee 2017

(*) Perpignan Municipality

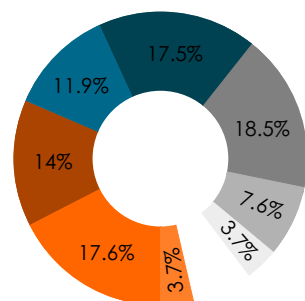
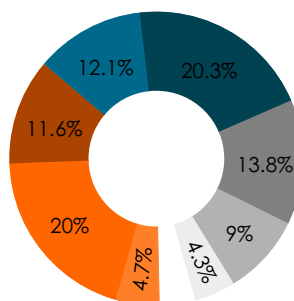
History of the Vacancy Rate



Distribution of activities

Perpignan
City centre (2021)

National Average
City centres clusters (2020)



Distribution of Retailers and Shops

Distribution expressed as a number of shops occupied by the three most represented activities in the city centre (2021)

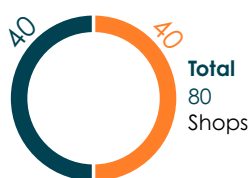
Café - Hotel - Restaurant



Clothing



Services



■ Independent
Owners
■ Retailers

Retailer openings / closures in 2021



Retailer openings

La Fée Maraboutée,
Serge Blanco

Retailer closures

Agatha, Antonelle,
Audition Santé, Carnaby
Kids, Celio*, Du Pareil
...au Même, Espace SFR,
Sandro, The Kooples