

Last study  
**29/3/2021**

Previous study  
**22/6/2020**

## Toulouse City centre Cluster



## Codata Method



Field data collections



Distance covered by the data-collector : **52.5 km**



Annual update



## Vacancy Rate

2020  
**7.8 %**



2021  
**8.1 %**



## % Retailers

2020  
**33.4 %**



2021  
**32.4 %**



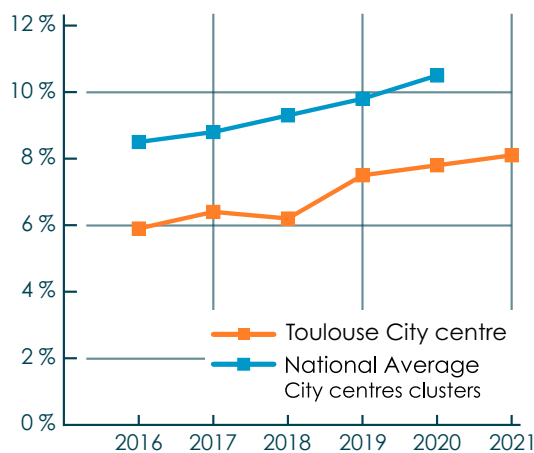
Socio-Demographic Statistics(\*)

**479 553** inhabitants Insee 2017

Unemployment rate : **17.0 %** Insee 2017

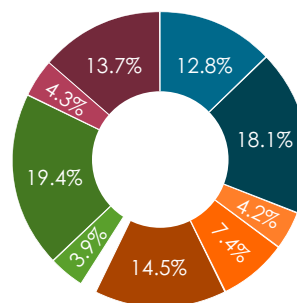
(\*) Toulouse Municipality

## History of the Vacancy Rate

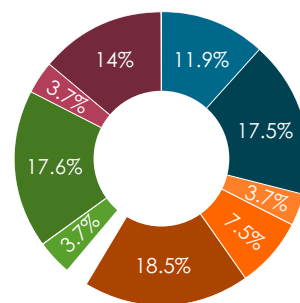


## Distribution of activities

Toulouse City centre (2021)

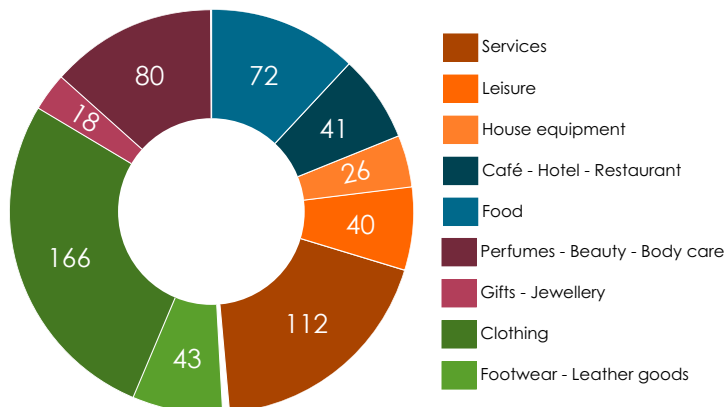


National Average City centres clusters (2020)



## Distribution of Retailers by combined activity

Distribution expressed as a number of occupied Locations by Retailers (2021)



## Retailers openings in 2021

Academia, High Society, Izac, Mellow Yellow, Mi Sa Ko, Photomaton, Signorini Tartufi, Univairmer, Vigus'b, Wok to Walk