

Nancy city centre

Shopping street
+
Galerie Saint-Sébastien
(shopping centre)
+
Gare de Nancy
+
Saint-Sébastien
(shopping centre)
=
1139 locations

Codata method

- **On-site** data collections
- Distance covered by the data-collector: **27 km**
- **Annual** update
- Detailed **plans**
- Exhaustive within **Codata perimeters**



Vacancy rate

2022 **9.7 %** 2023 **10.5 %**



% Retailers

2022 **42.5 %** 2023 **39.3 %**

Socio-demographic statistics ⁽¹⁾

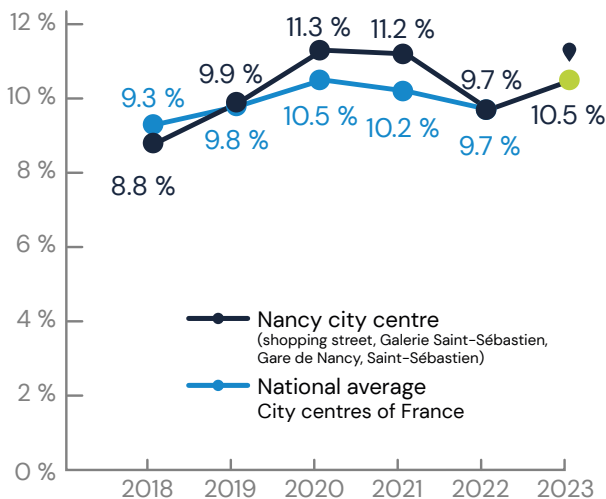
105 057 inhabitants ⁽²⁾

Unemployment rate : **17.7 %** ⁽²⁾

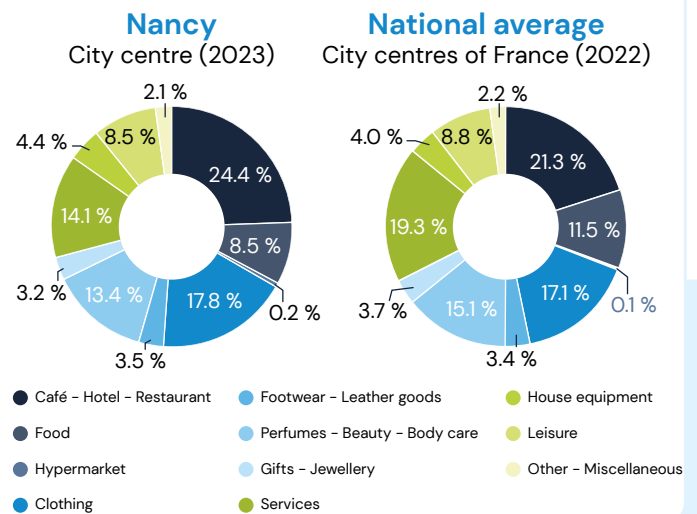
⁽¹⁾ Nancy Commune

⁽²⁾ INSEE Publication 2022 - Year 2019

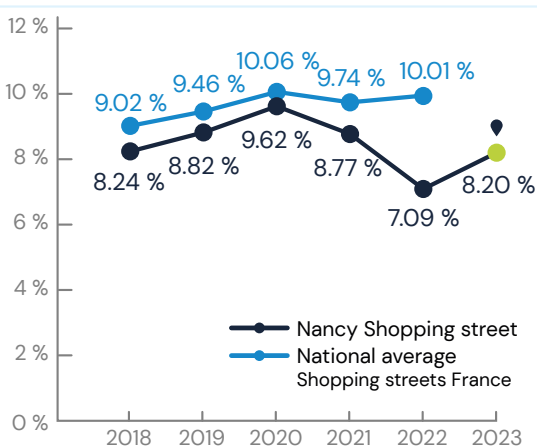
History of the vacancy rate



Distribution of activities



History of the vacancy rate Shopping street



Retailer openings

Collected on 09/01/2023

BY IZEA (*Clothing*)
 FABRIQUE DE STYLES (*House equipment*)
 FREE (*Leisure*)
 HUBLLOT MODE MARINE (*Clothing*)
 ISLAND POKÉ (*Café-Hotel-Restaurant*)
 IT (*Café-Hotel-Restaurant*)
 JIMMY FAIRLY (*Perfumes-Beauty-Body care*)
 KFC (*Café-Hotel-Restaurant*)
 NATURALIA (*Food*)
 NORMAL (*Perfumes-Beauty-Body care*)
 PAUL (*Café-Hotel-Restaurant*)
 POKÉBAR (*Café-Hotel-Restaurant*)
 ROYAL DONUTS (*Café-Hotel-Restaurant*)
 VALEGE (*Clothing*)
 WAFFLE FACTORY (*Café-Hotel-Restaurant*)

Codata perimeters can be modified from year to year according to the evolution of the commercial structure of studied sites