



Codata Method

- **On-site** data collections
- Distance covered by the data-collector: **7.4 km**
- **Annual** update
- Detailed **plans**
- Exhaustive within **Codata perimeters**



Vacancy rate

2024 → 2025
5.5 % → **5.6 %**



% Retailers

2024 → 2025
39.3 % → **38.1 %**

Socio-demographic statistics ⁽¹⁾

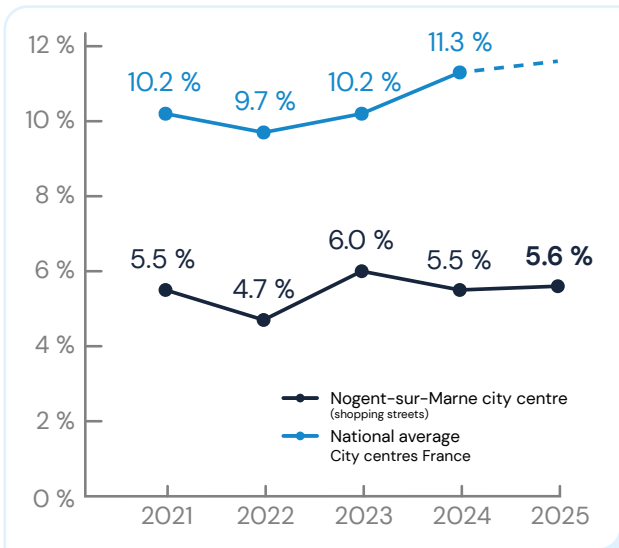
33 471 inhabitants ⁽²⁾

Unemployment rate: **9.1 % ⁽²⁾**

(1) Nogent-sur-Marne commune

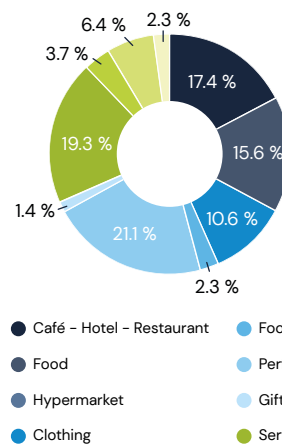
(2) INSEE Publication 2024 - Year 2021

History of the vacancy rate

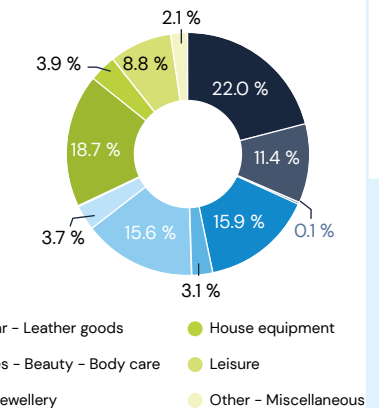


Distribution of activities

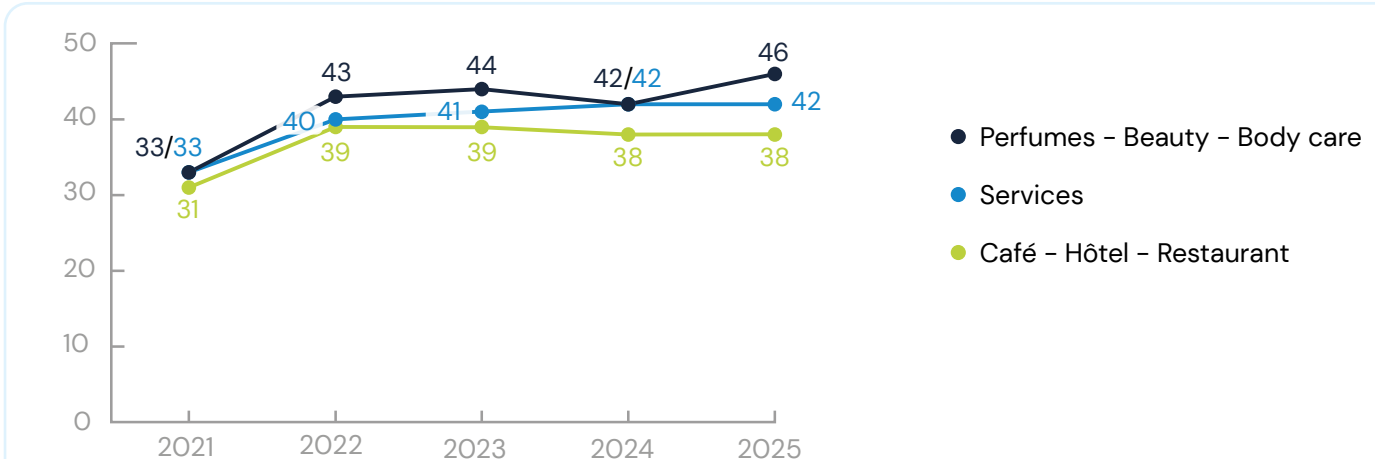
Nogent-sur-Marne City centre (2025)



National average City centres France (2024)



Top 3 activities: number of shops



Codata perimeters can be modified from year to year according to the evolution of the commercial structure of studied sites.