

Shopping streets
=
355 locations



Codata Method

- **On-site** data collections
- Distance covered by the data-collector: **10 km**
- **Annual** update
- Detailed **plans**
- Exhaustive within **Codata perimeters**



Vacancy rate

2024 **9.9 %**  2025 **11.4 %**



% Retailers

2024 **35.3 %**  2025 **35.1 %**

Socio-demographic statistics ⁽¹⁾

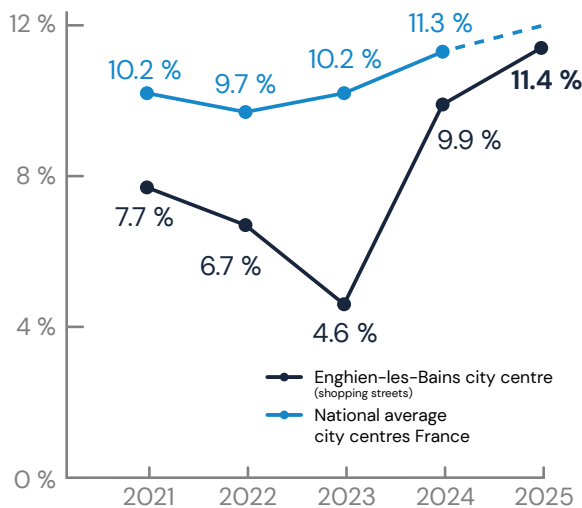
11 440 inhabitants ⁽²⁾

Unemployment rate: **10.6 %** ⁽²⁾

⁽¹⁾ Enghien-les-Bains Commune

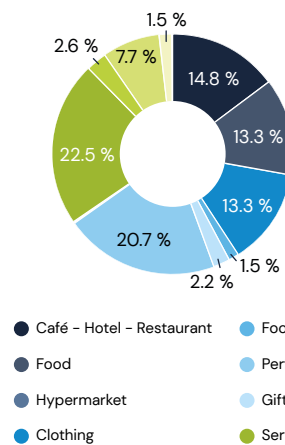
⁽²⁾ INSEE Publication 2024 - Year 2021

History of the vacancy rate

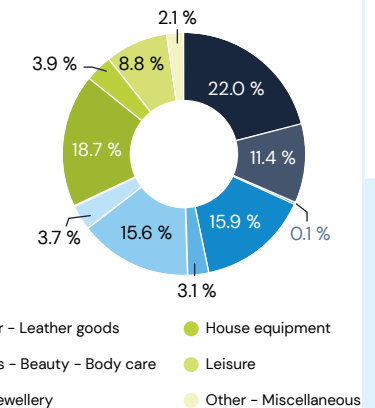


Distribution of activities

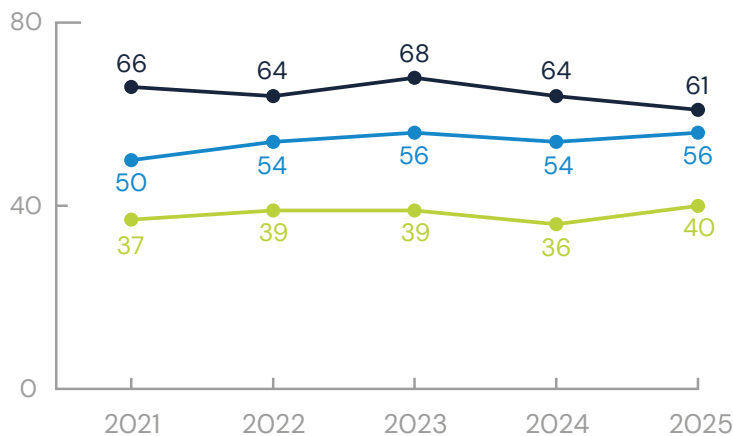
Enghien-les-Bains city centre (2025)



National average city centres France (2024)



Top 3 activities: number of shops



- Services
- Perfumes - Beauty - Body care
- Café - Hotel - Restaurant

Codata perimeters can be modified from year to year according to the evolution of the commercial structure of studied sites.